


SCOUTCRAFT

CLEAN UP FOR HEALTH AND FIRE SAFETY!



DISHWASHING

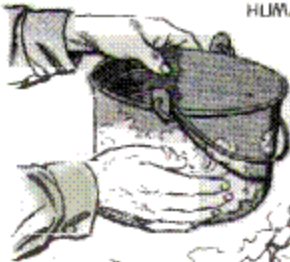


ONE OF THE FIRST THINGS AT CAMP IS TO PREPARE HOT WATER. WELL BEFORE CHOW TIME PUT A LARGE POT OF WATER OVER THE FIRE. PART OF THE WATER WHEN HEATED, MAY BE USED FOR WASHING HANDS, THE REMAINDER FOR SOUP, HOT DRINKS, COOKING, ETC.

THEN, BEFORE EATING, THE POT IS REFILLED FOR DISHWASHING. **BUT**—IT TAKES A LOT OF FUEL TO BRING WATER TO A ROLLING BOIL, NECESSARY FOR SAFE STERILIZATION OF DISHES AND EATING UTENSILS.



TRI-SAN SANITIZER TABLETS (AVAILABLE FROM SCOUT EQUIPMENT DISTRIBUTORS) ARE RECOMMENDED. ONE TAB IN AVERAGE SIZE POT OF HOT WATER WILL SANITIZE YOUR DISHES, ETC. TABLETS THAT COLOR THE DISHWATER WITH GERMICIDE INGREDIENTS ARE THE BEST. ALL ARE NON-POISONOUS TO HUMANS.



A GOOD LABOR-SAVING TRICK IS TO SPREAD A THICK PASTE OF SOAP OR SOAP FLAKES ON THE OUTSIDE OF PANS BEFORE COOKING... MAKES IT MUCH EASIER TO WASH OFF THE SOOT CAUSED BY FLAMES. SOAP FLAKES OR LIQUID DETERGENTS ARE EASIER TO USE THAN BAR SOAP.



BURN OUT ALL FOOD CANS AFTER REMOVING BOTH ENDS DRY OUT ANY WET GARBAGE. STRAIN DISHWASHING WATER TO REMOVE ALL FOOD PARTICLES (ADD TO WET GARBAGE). THEN POUR WATER NEXT TO A STUMP OR SCATTER EVENLY ON GROUND. **DO NOT POUR INTO LATRINE.**



PERSONAL CLEANLINESS

IS IMPORTANT BEFORE PREPARING MEALS, BEFORE EATING AND AFTER USING TOILET FACILITIES.

DON'T WASH WITH SOAP IN A LAKE OR STREAM. THAT CAUSES WATER POLLUTION.



A PLASTIC WASHBASIN OR A FOLDING TEN-QUART CANVAS BUCKET FOR PERSONAL WASHUPS SHOULD BE STANDARD EQUIPMENT ON ALL HIKES AND TEMPORARY CAMP HIKES.



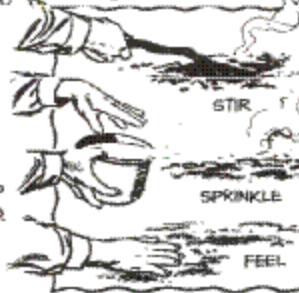
CAMP CLEANUP

MAKE A **LITTER TOTE BAG**. LINE A CLOTH OR HEAVY PAPER BAG WITH A DISPOSABLE PLASTIC BAG, CLOSED WITH A RUBBER BAND OR TWIST SEALER. CARRY AWAY **ALL** TRASH, FLATTENED TIN CANS, GARBAGE. **DO NOT BURY ANY NON-BURNABLE TRASH.**

THE **ONLY** HOLE YOU DIG IS A **LATRINE TRENCH**, ABOUT FIVE FEET LONG, SIX TO EIGHT IN. WIDE, 18 IN. DEEP. LEAVE SOME DIRT AT LATRINE TO COVER AFTER EACH USE. CARRY EXCESS DIRT TO COOKING AREA TO BUILD UP NON-IRRADIATED SOIL BASE FOR FIREPLACE. RETURN DIRT TO LATRINE WHEN STRIKING CAMP. REPLACE ORIGINAL TOPSOIL AND SOD, MOUNDING SLIGHTLY TO AVOID EROSION.



ON HIKE, SMALL CATHOLES MAY BE USED IF NECESSARY—SCRAPE THE DIRT BACK OVER WHEN FINISHED. DIG YOUR LATRINE AT LEAST 100 FEET DOWNWIND FROM TENTS, COOKING AREA, SOME DISTANCE FROM A STREAM, LAKE, OR SPRING TO AVOID POLLUTION.



CAMPFIRE CLEANUP

WHEN THROUGH WITH YOUR FIRE, PUT IT OUT **COMPLETELY**. SPREAD THE COALS AND ASHES, AND SPRINKLE WITH WATER. STIR AND SPRINKLE AGAIN UNTIL FIRE IS OUT **FOR SURE**.

WHEN YOU CARRY THE EXCESS DIRT BACK TO LATRINE, TAKE ALL FIRE ASHES TO DUMP INTO LATRINE TRENCH.